

## FACADE LIGHTING

### OL9612-W



#### **Technical data**

|  |                          |
|--|--------------------------|
| <i>Rated voltage:</i>                        | 230V/ 50-60Hz            |
| <i>Power:</i>                                | 3W; 2X3W                 |
| <i>Driver:</i>                               | Mounting in the body     |
| <i>LED type:</i>                             | CREE LED                 |
| <i>Colour temperature:</i>                   | 4000-4300K;              |
| <i>Case:</i>                                 | Aluminium                |
| <i>Diffuser:</i>                             | Tempered glass           |
| <i>Body colour:</i>                          | Dark grey                |
| <i>Colour rendering index:</i>               | Ra≥80                    |
| <i>Operating temperature:</i>                | -20° ÷ + 65°C            |
| <i>Switch on/off:</i>                        | 15 000h                  |
| <i>Long life:</i>                            | 30 000h                  |
| <i>Installation:</i>                         | Surface mounting on wall |
| <i>Surface requirement:</i>                  | Class F                  |
| <i>Protection against dust and moisture:</i> | IP54                     |

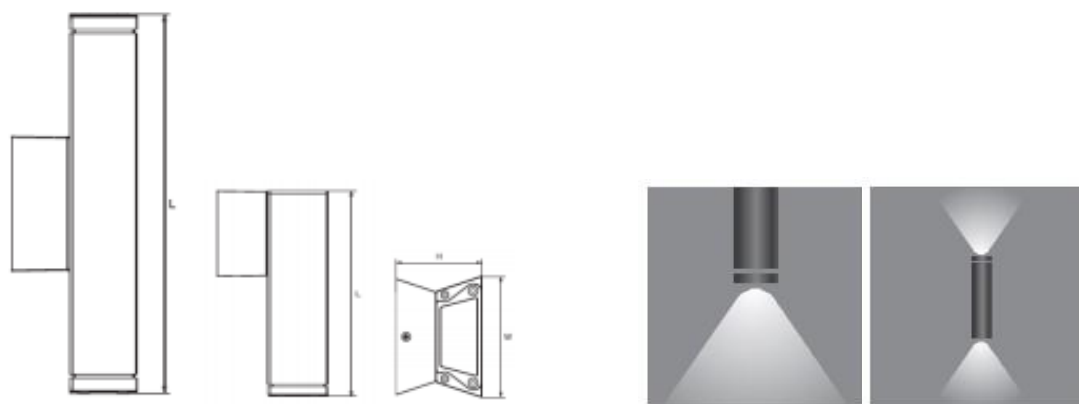
## Features

- Low power consumption
- Repeated switch on/off does not affect the lifespan
- Instant light with maximum luminous flux
- Environmentally friendly - no mercury and lead
- No ultraviolet and infrared rays
- Resistant to shock and vibration-free body
- Low heat emission

## Area of application

- Suitable for outdoor use
- Additional, aesthetic, directional, architectural lighting for buildings' facades, fences' columns and other outdoor sites

## Variants and dimensions




| Watt | Led chip lumens (lm) | Whole fixture lumens (lm) | Colour temp. (K) | Colour body | Size (mm) |    |    | Catalogue number | Packing (pcs) |
|------|----------------------|---------------------------|------------------|-------------|-----------|----|----|------------------|---------------|
|      |                      |                           |                  |             | L         | W  | H  |                  |               |
| 3W   | 271                  | 210                       | 4000-4300        | dark grey   | 170       | 92 | 65 | 9612LEDW1        | 12            |
| 2X3W | 480                  | 320                       | 4000-4300        | dark grey   | 200       | 92 | 65 | 9612LEDW2        | 12            |

## Barcodes

|               |           |
|---------------|-----------|
| 3800131186423 | 9612LEDW1 |
| 3800131186430 | 9612LEDW2 |


## Energy efficiency

**E** 9612LEDW1  
**ELMARK**  
lighting

 This luminaire contains built-in LED lamps.

A++ } L  
A+ } E  
A } D  
~~B~~  
~~C~~  
~~D~~  
~~E~~

The lamps cannot be changed in the luminaire.

874/2012 

## Standards

• EN 55015 • EN 61000-3-2 • EN 61000-3-3 • EN 61547 • EN 60598-1 • EN 60598-2-2 •

